


Practice the following activities to help develop scissor skills:



BEGINNER

SNIP:



FRINGE:



STRAIGHT LINES:



CORNERS:



CURVES:



ADVANCED:



YOU CAN CUT!



These types of scissors help by springing open:



Left-handed scissors are best for left-handed users:



HELPFUL TIPS:

- ★ Keep thumb turned up.
- ★ Keep elbows "glued" at sides of body.
- ★ Slowly open and close the scissors.
- ★ Turn paper with the helper hand to follow the line.
- ★ This direction  for *left hand* cutting.
- ★ This direction  for *right hand* cutting.
- ★ Point scissors away from body.



✗ Incorrect Positioning



✓ Correct Positioning