

TYPICAL PENCIL GRASP DEVELOPMENT




Palmar



Pronated



Digital



4 Finger Radial



3 Finger Radial



Foam Grip



Claw Grip



Grotto Grip




Pinch Grip

HELPFUL TIPS:

- Keep your **hand resting** on the table.
- Keep your **fingertips on** the pencil.
- Keep the **pencil resting** back toward your hand, between the thumb and finger.
- Use **finger movement** to control the pencil, not wrist or arm movement.


Try the PINCH and FLIP:

P
I
N
C
H



P
I
N
C
H

A
N
D



A
N
D

F
L
I
P



F
L
I
P



Crossover Grip



Sakolla Grip



Start Right Grip



The Pencil Grip

Using a pencil grip may help!